



ATHLETE GUIDE

**Tri Bella Triathlon – Cherry Creek State Park
September 25, 2021
Sprint & Super Sprint Triathlons**



Dear Tri Bella Triathlon Participant:

Race day on Saturday September 25th for the 9th Annual Tri Bella All Women's Sprint & Super Sprint Tri is just around the corner! This athlete guide contains all of the information you will need to logistically be prepared to compete in the event. Please take the time to carefully read both the athlete guide as well as any possible updated race information on the Without Limits Productions website (www.withoutlimits.co) and the Without Limits Productions Facebook Page.

On behalf of our race staff and all of our volunteers, I'd like to thank you for racing with us and the entire field of athletes. We are excited that you will be part of the Tri Bella Triathlon.

Safe Training, Good Luck at the race, and we'll see you at the Finish Line!

Sincerely,

Lance Panigutti – Race Director



Tri Bella
Women's Triathlon



ATHLETE GUIDE

**Tri Bella Triathlon – Cherry Creek State Park
September 25, 2021
Sprint & Super Sprint Triathlons**



SCHEDULE OF EVENTS

FRIDAY SEPTEMBER 24 – TriBella MULTISPORT STORE - DENVER

12:00 PM – 6:00 PM *Race Packet Pickup (1060 Bannock Street Denver, CO 80204)*

SATURDAY, SEPTEMBER 25 – CHERRY CREEK STATE PARK – Smokey Hill Area (East side of park)

6:30 AM Transition Area Opens
6:30 AM Body Marking Starts
7:15 AM Swim area opens for warm up
7:15 AM Race Packet Pickup Closes (No Packets will be distributed after 7:15 am!!!)
7:45 AM Transition Area Closes (All Athletes must be out of T/A)
7:45 AM Pre-Race Meeting (Location: Beach by the swim start)
8:00 AM RACE START!!!
10:45 AM AWARDS – POST RACE EXPO (time is approximate)

SWIM WAVE STARTS

Sprint Distance Triathlon

Wave 1 – Dk Green - Elite, Relay, Women 10-19
Wave 2 – Purple - Women 30-34
Wave 3 – Dk Blue - Women 35-39
Wave 4 – Red - Women 40-44, Women 45-49
Wave 5 – White - Athena, Women 50-54, Women 55-59
Wave 6 – Br. Yellow - Women 60+, PC, First Timer A-J
Wave 7 – Br. Green - First Timers K-Z

Super Sprint Distance Triathlon

Wave 8 – Lt Blue - Women 10-49
Wave 9 – Yellow - Athena, Women 50+
Wave 10 – Purple - First Timers A-L
Wave 11 – Pink - First Timers M-Z



ATHLETE GUIDE

Tri Bella Triathlon – Cherry Creek State Park
September 25, 2021
Sprint & Super Sprint Triathlons



Directions to Cherry Creek State Park – East Side of Park (Race Site-Smoky Hill)

Boulder/North Denver:

Take I-25 S

Take Exit 200 for I-225 N toward I-70/Aurora/Limon

Take exit S. Parker Rd. (Stay to the right on the off ramp heading to S. Parker Rd)

Take a right on E. Lehigh Ave. (East Side Park Entrance)

After passing through the gate stay straight onto Swim Beach Access Rd.

Parking is at Smoky Hill Area.

Colorado Springs/South Denver:

Take I-25 N

Take Exit 200 for I-225 N toward I-70/Aurora/Limon

Take exit S. Parker Rd. (Stay to the right on the off ramp heading to S. Parker Rd)

Take a right on E. Lehigh Ave. (East Side Park Entrance)

After passing through the gate stay straight onto Swim Beach Access Rd.

Parking is at Smoky Hill Area.

PARKING ON RACE DAY: Parking will be located the Smoky Hill Area at Cherry Creek State Park in and around the transition area as well as other area parking lots. Parking volunteers will be onsite to direct you to available parking, please drive safe. Normal Park gate fees apply and you will need to get & pay for a pass when you travel through the gate.

SPECTATORS:

It is highly recommended that spectators arrive with the athlete on race day.

SPECTATORS ARE NOT ALLOWED INSIDE TRANSITION OR WEST OF THE RESERVOIR MAIN GATE FOR SAFETY REASONS!!! **Please keep your, family, significant others, and children out of the transition area before, during, and after the race.** Only the athlete is allowed inside transition.

Thank you for your cooperation with this.

PLEASE BE CAREFUL WHEN DRIVING IN THE AREA AS ATHLETES WILL BE WARMING UP AND WALKING ALONG THE ROADS!



ATHLETE GUIDE

Tri Bella Triathlon – Cherry Creek State Park
September 25, 2021
Sprint & Super Sprint Triathlons



Important Details for Registration & Packet Pickup

Each Participant MUST have both a photo ID. If you do not have an ID you WILL NOT be given your race packet.

Each participant must be present to pick up their race number/packet. You will not be allowed to pick up another participants packet.

****PLEASE NOTE: NO EXCEPTIONS WILL BE MADE****

- 1) You must pick up your packet on Friday 9/24 between the allotted times or the morning of the race between 6:00am-7:15am if you've signed up for this time. We suggest you pick up your packet the day prior to the race so you're not rushed on race morning
- 2) You must have a photo ID. We cannot release your packet to you without a valid Photo ID, no exceptions

This is a list of the packet pickup procedures to ensure a quick & easy process for you & all the athletes as well as to ensure that there are no surprises come race day.

- 1) Ensure you have a Photo ID with you prior to your arrival.
- 2) Upon arrival there will be a black Without Limits Productions registration tent go to this tent first if you have not already picked up your number packet.
- 3) If you're picking your packet up on race day you have selected this option when registering. Please bring \$5 cash with you on race day.
- 4) Present your Photo ID to the registration volunteer. If you need to sign a waiver or still owe \$\$\$ you will handle it right there.
- 5) Once you have your race number packet, which contains a swim cap (with your corresponding Swim Wave # assignment), then proceed to the T-shirt/Goodie Bag pickup right next to the race # packet pickup.
- 6) Present your race # packet to the T-shirt volunteer as it will show what size T-shirt you ordered. Collect your T-shirt & Goodie Bag and you're all done.
*****Note, you will not be able to switch T-shirt sizes until AFTER the race. What you ordered is what you will get. Swaps can be made after the race on race day only, as this is to ensure everyone receives the T-shirt that was ordered, and that any extras will then be used to swap out sizes.*****



ATHLETE GUIDE

Tri Bella Triathlon – Cherry Creek State Park
September 25, 2021
Sprint & Super Sprint Triathlons



RACE NUMBERS

Race Number Instructions: Your race packet will contain 2 #'s & a Swim Cap.

- 1) Bike Frame #: The 1st will be a bike frame number and has either self-adhesive strips on the back of it or twist ties. Place this on your bike frame.
- 2) Running Bib #: The 2nd # will be the Road ID run #. Affix this to a race belt, t-shirt, shorts, or running skirt. It must be showing on the front of your person as you cross the finish line.
- 3) Timing Chip: The timing chip is affixed to an ankle strap. Affix this to your left ankle prior to the swim (the picture below shows the right ankle, it's just used as an example), and leave it on for the entirety of the event. A volunteer will collect it from you at the finish line. If you're wearing a wetsuit affix the ankle strap so it is underneath your wetsuit so it will not tear off when you take your wetsuit off. Do Not Cut the ankle strap in any way.
- 4) Bring your race # to the timing chip tent to pick up your timing chip on race morning. Timing Chips will only be handed out on race morning.
- 5) A swim cap will also be provided for you at packet pickup and must be worn during the swim portion of the event.

*****Picture Examples are on the next page*****



ATHLETE GUIDE

Tri Bella Triathlon – Cherry Creek State Park
September 25, 2021
Sprint & Super Sprint Triathlons

**WITHOUT
LIMITS**
PRODUCTIONS



Bike Frame #:

Must be on bicycle's top tube just behind the handlebars, or downtube, as long as it's visible.



Bib Number: **Note that it MUST be worn on the front during the entire run portion of the event.

Timing Chip:

Must be worn on left ankle. Place under your wetsuit and keep it on for the entire event. It will be taken from you at the finish by a volunteer



ATHLETE GUIDE

Tri Bella Triathlon – Cherry Creek State Park
September 25, 2021
Sprint & Super Sprint Triathlons



COURSE INSTRUCTIONS PLEASE READ

SWIM COURSE: The water temperature is expected to be in the mid 70's for the event. A final reading will be done on race morning and announced. Wetsuits are not mandatory, but will be allowed as long as race day water temps are less than 82 degrees.

BIKE COURSE: This is a 1 LAP Bike Course. Volunteers will be on hand directing you along with course signs. Please see the Sprint and Super Sprint Bike Course Maps.

RUN COURSE: The run course is an out and back run along the streets and trails of the park. Water aid stations will be located approximately at each mile marker. The Super Sprint run course will be located along the same route it will simply turn around sooner. Please pay attention to the specific course signage.

GENERAL: Please do not litter the course. Pack out any gels, bars, and water bottles that you have with you on the course. The park is very generous to allow us to use their facilities and it would be a shame if it is littered with trash. A trashcan will be provided at the aid station on the run course to dispose of any trash.

Please do not leave any trash behind your transition area after the race, and ensure you have all your gear before you leave.



ATHLETE GUIDE

Tri Bella Triathlon – Cherry Creek State Park
September 25, 2021
Sprint & Super Sprint Triathlons



Critical Triathlete Reminders

Transition	<ol style="list-style-type: none">1. Athletes only: <u>NO SPECTATORS OR COACHES</u>2. Your bike MUST be placed on the rack (1ST come 1st serve, there are no assigned racks). Four bikes fit in each rack. If the bike cannot fit, see a Transition Captain wearing an WLP Volunteer T-Shirt
Swim Start	<ol style="list-style-type: none">1. Age Group athletes: your swim wave corresponds to your age on December 312. Warm-up: exit the water <i><u>FAST</u></i> when the Race Director announces to do so
Bike	<ol style="list-style-type: none">1. Helmet chin strap must be fastened at all times while you're on the bike2. NEVER cross the center line of the road. EVER! (unless it's the turnaround point)3. Keep to the right except while passing (when passing, shout 'on your left')4. We enforce the 'no drafting rule'.
General	<ol style="list-style-type: none">1. While biking or running, stereo headphones (such as ipods) are not allowed2. While biking or running, if instructed to stay within coned lanes3. DO NOT LITTER THE COURSE, PLEASE PACK OUT WHAT YOU PACK IN!!!



ATHLETE GUIDE

Tri Bella Triathlon – Cherry Creek State Park
September 25, 2021
Sprint & Super Sprint Triathlons



RELAY TEAMS

The following is a procedure outline specifically for Relay Teams:

Packet Pickup

- 1) All Team Members **MUST** be present to pick up their Race # Packets, T-shirts, and Goodie Bags. (Sorry it's not our rule & an inconvenience but it's one that we will not make exceptions due to the insurance requirement for the event)
- 2) Your Team will receive one Race # Packet, as it contains your Swimmers Cap, Bikers Frame #, and Runners Bib #.
- 3) Everyone in your team will get their own T-shirt & Goodie Bag

Race Day

- 1) You will only receive One (1) Timing Chip
- 2) **Body Marking:** Everyone in your team must be body marked, as a preventative for lost numbers, as well as for timing, and photos.
- 3) **TIMING CHIP:** The timing chip will be worn by all the relay team athletes. Timing Chip Location: Swimmer = Ankle, Biker = Ankle, Runner = Ankle. The timing chip will be passed between your Relay Teammates inside the transition area, at your designated spot. The biker will be waiting at the bike (Keep on the rack until the chip is transferred) for the swimmer to enter transition and switch the timing chip. The runner will also be waiting inside transition (again at your teams bike rack location), for the biker to enter and make the switch (Please rack your bike prior to transferring the timing chip to the runner).



ATHLETE GUIDE

Tri Bella Triathlon – Cherry Creek State Park
September 25, 2021
Sprint & Super Sprint Triathlons



RULES & PENALTIES

PLEASE READ BEFORE THE RACE!

1. Helmets: Only helmets approved by the US Consumer Product Safety Commission (CPSC) may be used in USAT sanctioned events. Helmets must be worn at all times while on your bike **before, during, and after** the event.

Penalty: Disqualification

2. Chin Straps: Chin straps must be buckled at all times when on a bicycle. DO NOT unbuckle your chin strap unless you are off your bicycle and it is placed back on the rack.

Penalty: Disqualification on the course; Variable time penalty in transition area only.

3. Outside Assistance: No assistance other than that offered by race and medical officials may be used. Triathlons are individual tests of fitness.

Penalty: Variable time penalty

4. Transition Area: All equipment must be placed in the properly designated bike rack. All participants must return their bicycles to an upright position in their designated bicycle rack. No person shall interfere with another participant's equipment or impede the progress of another participant. All bar ends must be solidly plugged. No participant shall bring ANY glass containers into the transition area.

Penalty: Variable time penalty

5. Drafting: Drafting--keep at least three bike lengths of clear space between you and the cyclist in front. If you move into the zone, you must pass within 15 seconds.

Position--keep to the right hand side of the lane of travel unless passing.

Blocking--riding on the left side of the lane without passing anyone and interfering with other cyclists attempting to pass.

Overtaken--once passed, you must immediately exit the draft zone from the rear, before attempting to pass again.

Penalty: Variable time penalty

6. Course: All competitors are required to follow the prescribed course and to stay within all coned lanes. Cutting the course is an obvious violation and going outside the course is a safety issue. Cyclists shall not cross a solid yellow center line for ANY reason. Cyclists must obey all applicable traffic laws at all times. (It is for your safety that you do not cross the Yellow Line, especially on corners)

Penalty: Referee's discretion



ATHLETE GUIDE

Tri Bella Triathlon – Cherry Creek State Park
September 25, 2021
Sprint & Super Sprint Triathlons



7. Unsportsmanlike-Like Conduct: Foul, harsh, argumentative or abusive language or other unsportsmanlike conduct directed at race officials, officials, volunteers, spectators or fellow athletes is forbidden.

Penalty: Disqualification (This is a family environment and any language of this nature will NOT be tolerated.)

8. Headphones: Headphones, headsets, walkmans, ipods, mp3 players, or personal audio devices, etc. are not to be carried or worn at any time during the race.

Penalty: Variable time penalty (Please do not break this rule as it is a major safety violation)

9. Race numbers: All athletes are required to wear race numbers at all times during the run. Numbers must face the front and be clearly visible at all times. Numbers may not be cut or folded or altered in any way. DO NOT transfer your number to any other athlete or take a number from an athlete that is not competing.

Penalty: Variable time penalty for missing or altered number, Disqualification for transferring a number without race director permission.

10. Wetsuits: Each age group participant shall be permitted to wear a wetsuit without penalty up to and including a water temperature of 78 degrees Fahrenheit. When the water temperature is greater than 78 degrees but less than 84 degrees Fahrenheit, age group participants may wear a wetsuit at their own discretion, provided, however that participants who wear a wetsuit within such temperature range shall not be eligible for prizes or awards. Above 84 degrees, wetsuits are prohibited.

11. Abandonment: All personal equipment and belongings taken out onto the course must stay on the athlete the entire time. No garbage, clothing, etc. shall be thrown on the course. Please do not litter the course with water bottles, gel packets, or wrappers. The community has supported this event for years and your responsibility in keeping the course clean will help to ensure that this event continues.

Penalty: Variable time penalty Variable Time Penalties

MOST IMPORTANTLY: BE SAFE, TREAT YOUR FELLOW RACERS AND VOLUNTEERS WITH RESPECT, AND HAVE FUN!!!

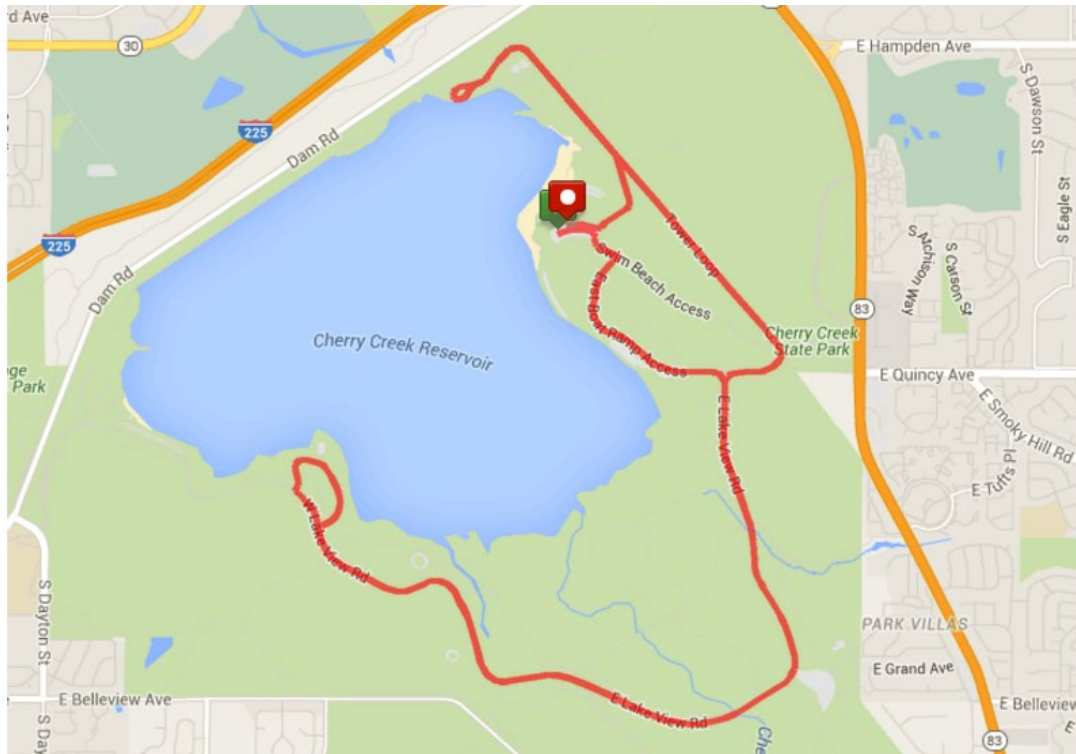


ATHLETE GUIDE

Tri Bella Triathlon – Cherry Creek State Park
September 25, 2021
Sprint & Super Sprint Triathlons



Sprint Bike Course 9.8 Miles



Course Directions:

- 1) Exit Transition and turn right onto Swim Beach Access Rd.
- 2) Turn Right onto East Boat Ramp Access Rd.
- 3) Turn Right onto East Lake View Rd.
- 4) Turn Right into Lake Loop
- 5) Exit Lake Loop and take a left onto W. Lake View Rd. and head back towards the swim beach
- 6) Take a right up the hill on E. Lake View Rd. heading towards the gate entrance
- 7) Go straight through the intersection onto Tower Loop Rd.
- 8) Go around the turn around at the end of Tower Loop Rd.
- 9) Turn Right onto Swim Beach Access Rd.
- 10) Finish at the Transition area.

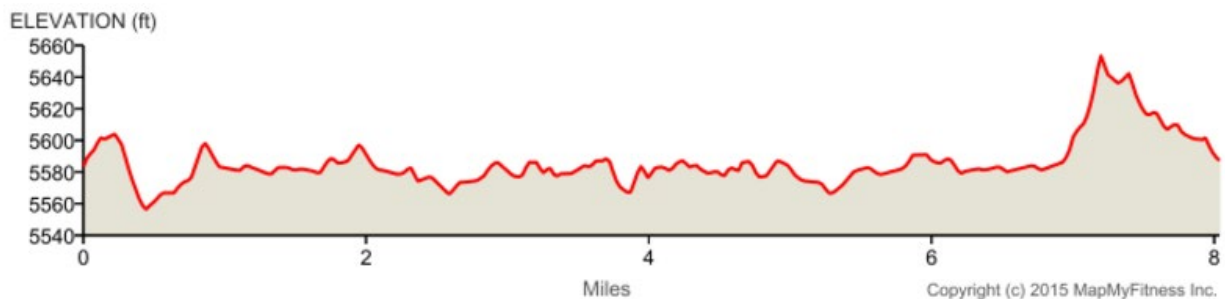
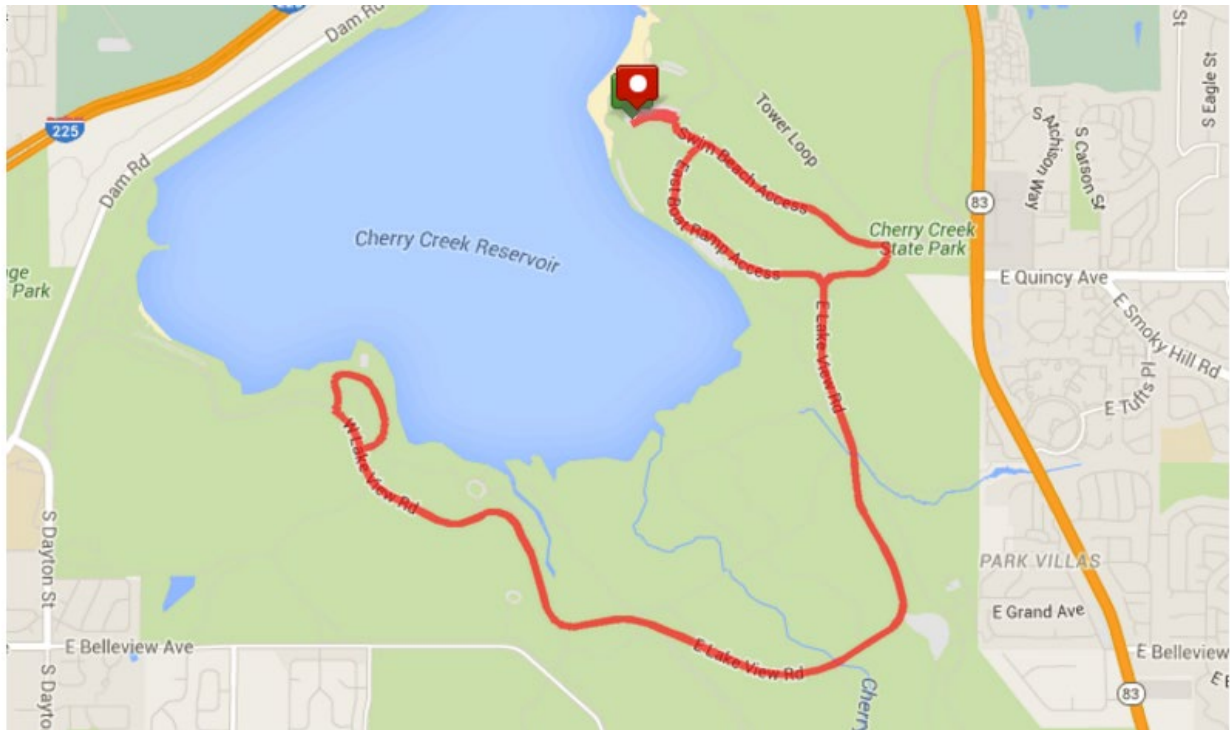


ATHLETE GUIDE

Tri Bella Triathlon – Cherry Creek State Park
September 25, 2021
Sprint & Super Sprint Triathlons



Super Sprint Bike Course 8 Miles



Course Directions:

- 1) Exit Transition and turn right onto Swim Beach Access Rd.
- 2) Turn Right onto East Boat Ramp Access Rd.
- 3) Turn Right onto East Lake View Rd.
- 4) Turn Right into Lake Loop
- 5) Exit Lake Loop and take a left onto W. Lake View Rd. and head back towards the swim beach
- 6) Take a right up the hill on E. Lake View Rd. heading towards the gate entrance
- 7) At the intersection take a left onto Swim Beach Access Rd.
- 8) Finish at the Transition area.

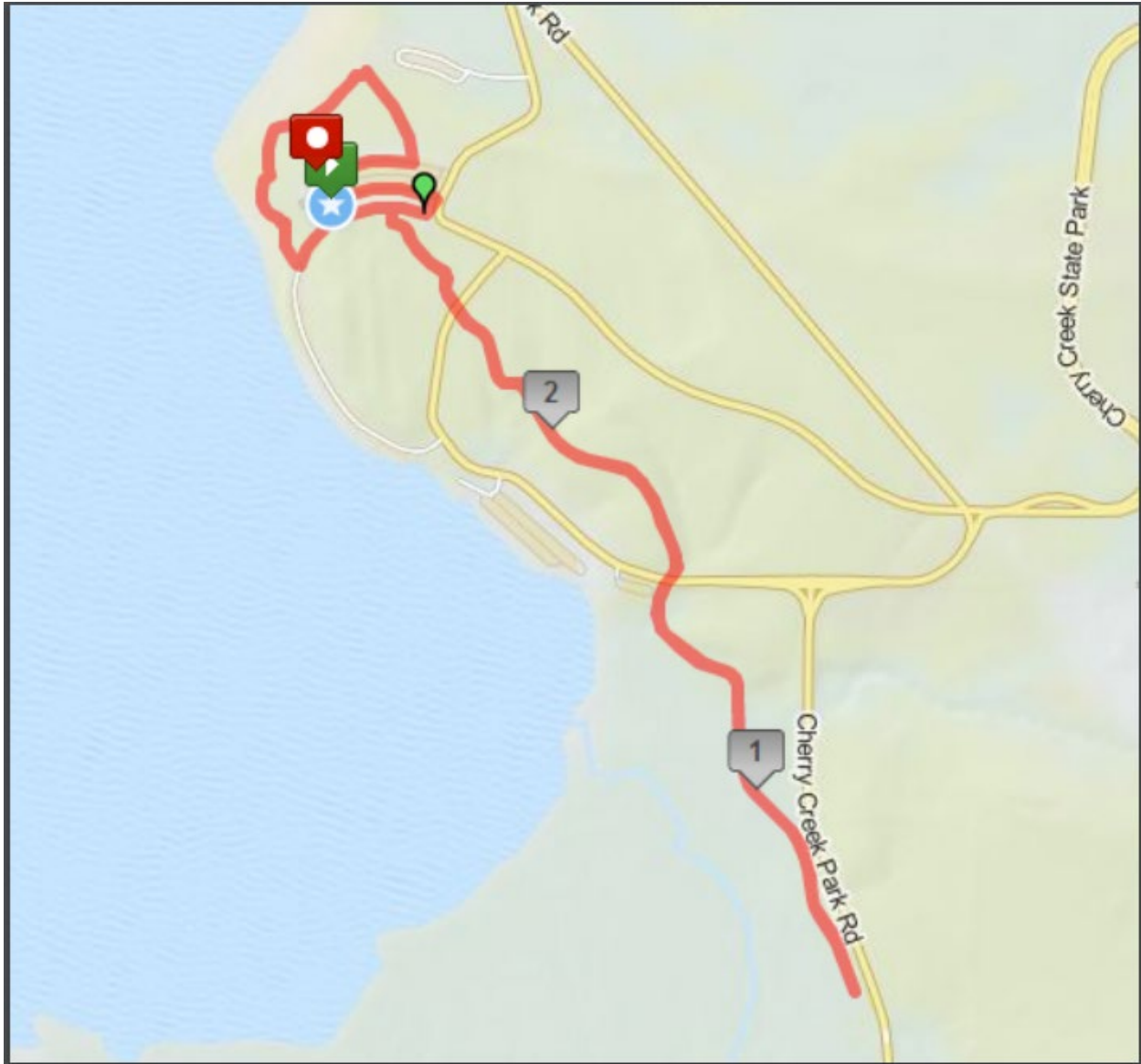


ATHLETE GUIDE

Tri Bella Triathlon – Cherry Creek State Park
September 25, 2021
Sprint & Super Sprint Triathlons



Sprint Tri Run Course 5K





ATHLETE GUIDE

Tri Bella Triathlon – Cherry Creek State Park
September 25, 2021
Sprint & Super Sprint Triathlons



Super Sprint Tri Run Course 2 Mi.

